

Courtesy of

proofpoint[®]

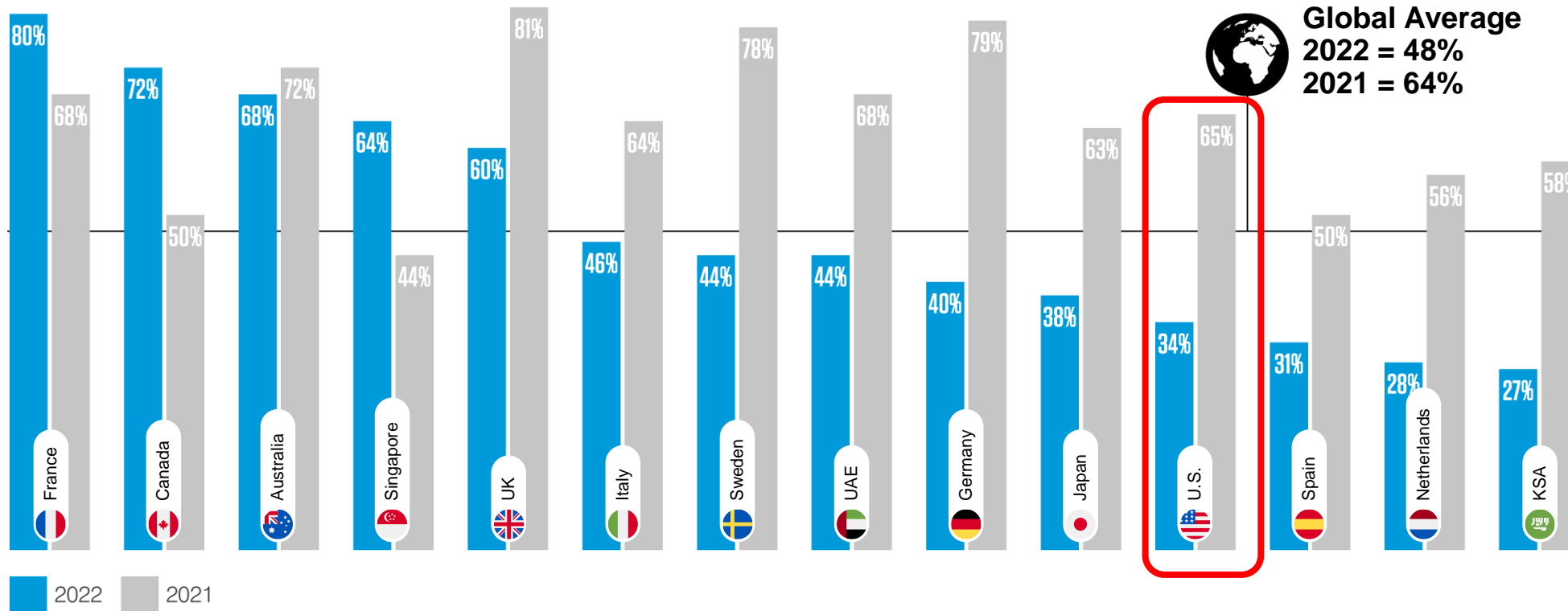
Voice of the CISO 2022

Highlights and Executive Briefing Slides

2022: The Calm After the Crisis

48% of surveyed CISOs feel their organization is at risk of suffering a material cyber attack in the next 12 months, with one third rating the risk as very high.

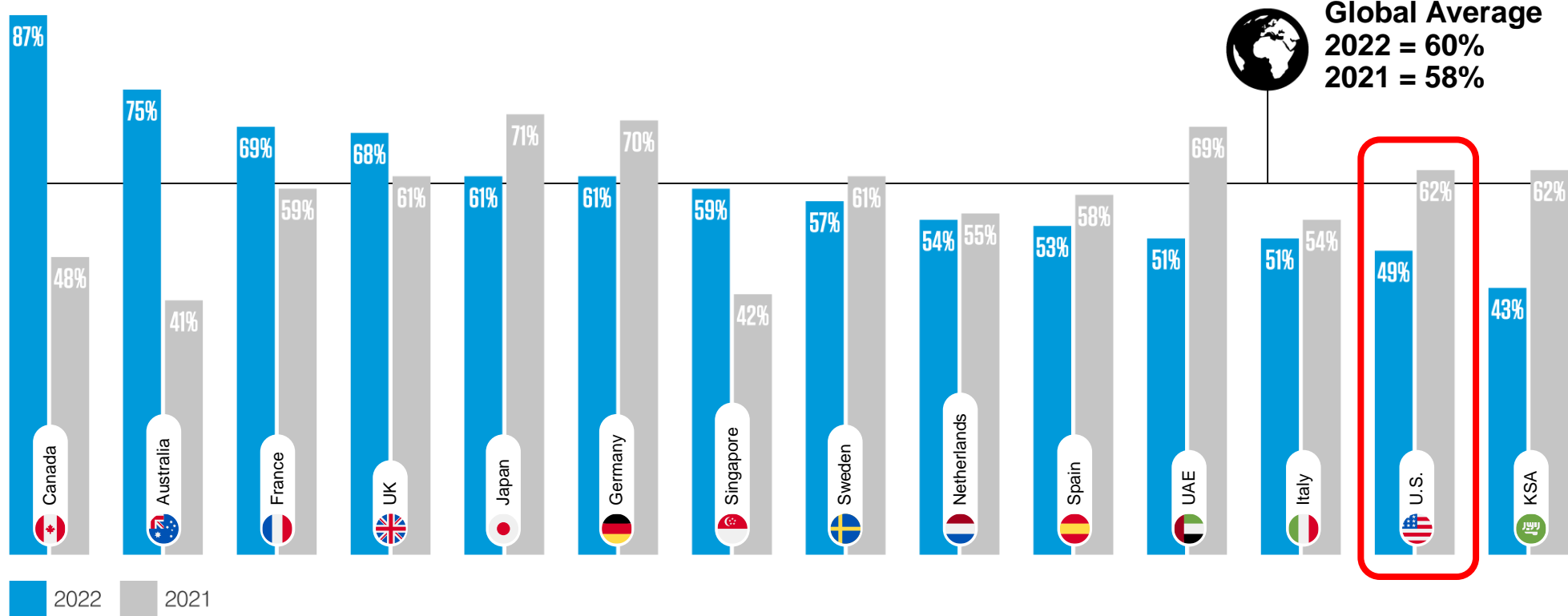
Percentage of CISOs who agree that their organization is at risk of a material cyber attack in the next 12 months



People As the New Perimeter

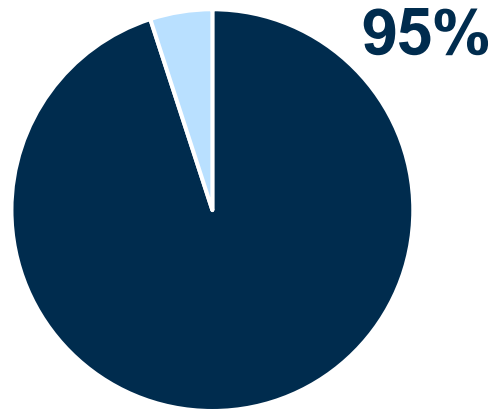
With two years of remote working under their belt, most CISOs believe that employees understand the role they play in protecting their organizations against cyber threats.

Percentage of CISOs who believe employees understand their role in protecting the organization against cyber threats

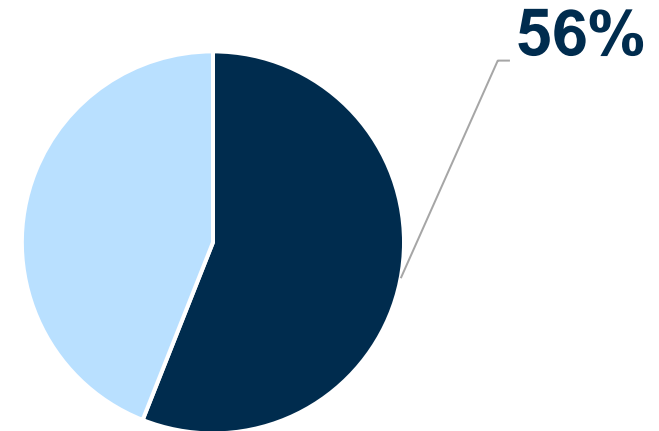


Human Factor: Perception vs. Reality Gap

The World Economic Forum reports that **95%** of cybersecurity issues are traced to human error...

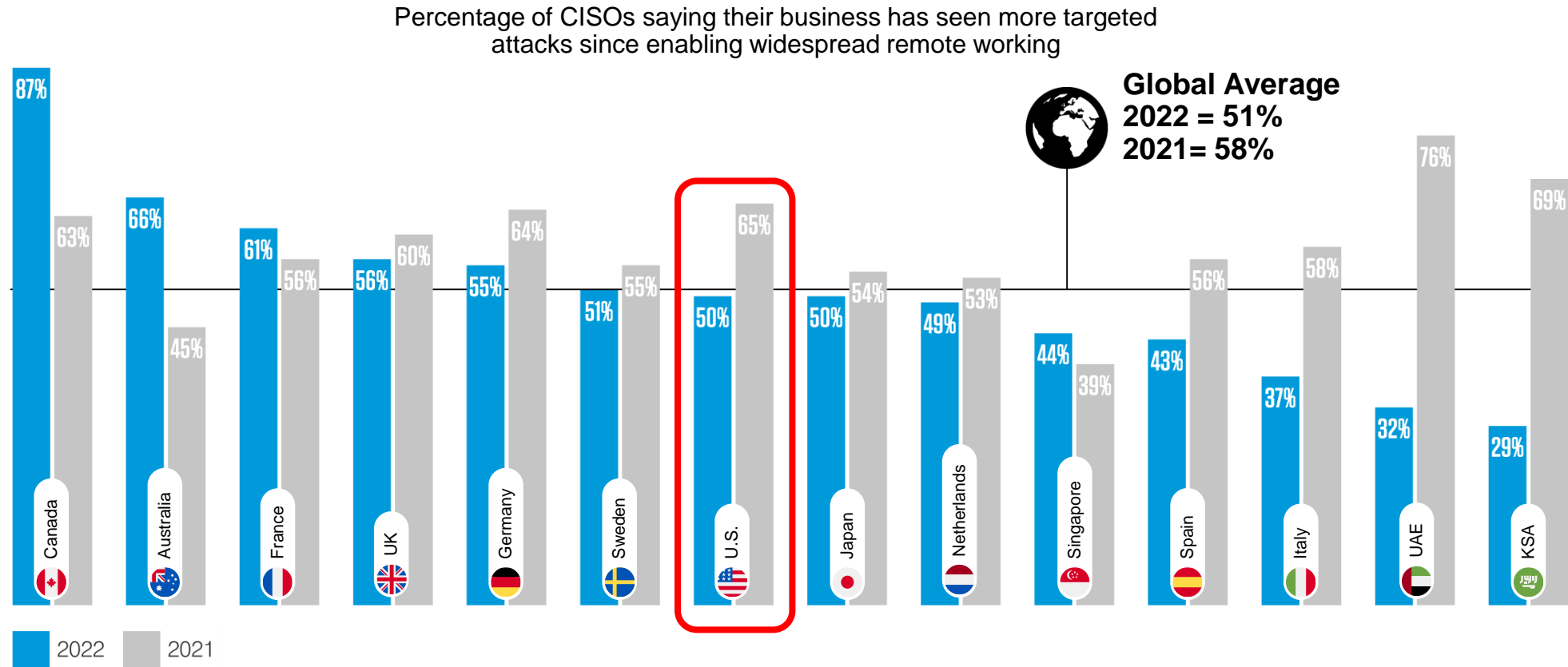


...yet only **56%** of global CISOs consider their employees their biggest cyber vulnerability.



Risk, Remote Work and the Great Resignation

Hybrid working and the impact of the Great Resignation is being felt by CISOs globally: 51% of CISOs have seen more targeted attacks since enabling widespread remote working. While this is down from 58% this time last year, it shows the majority of CISOs are still facing a heightened cyber threat landscape.



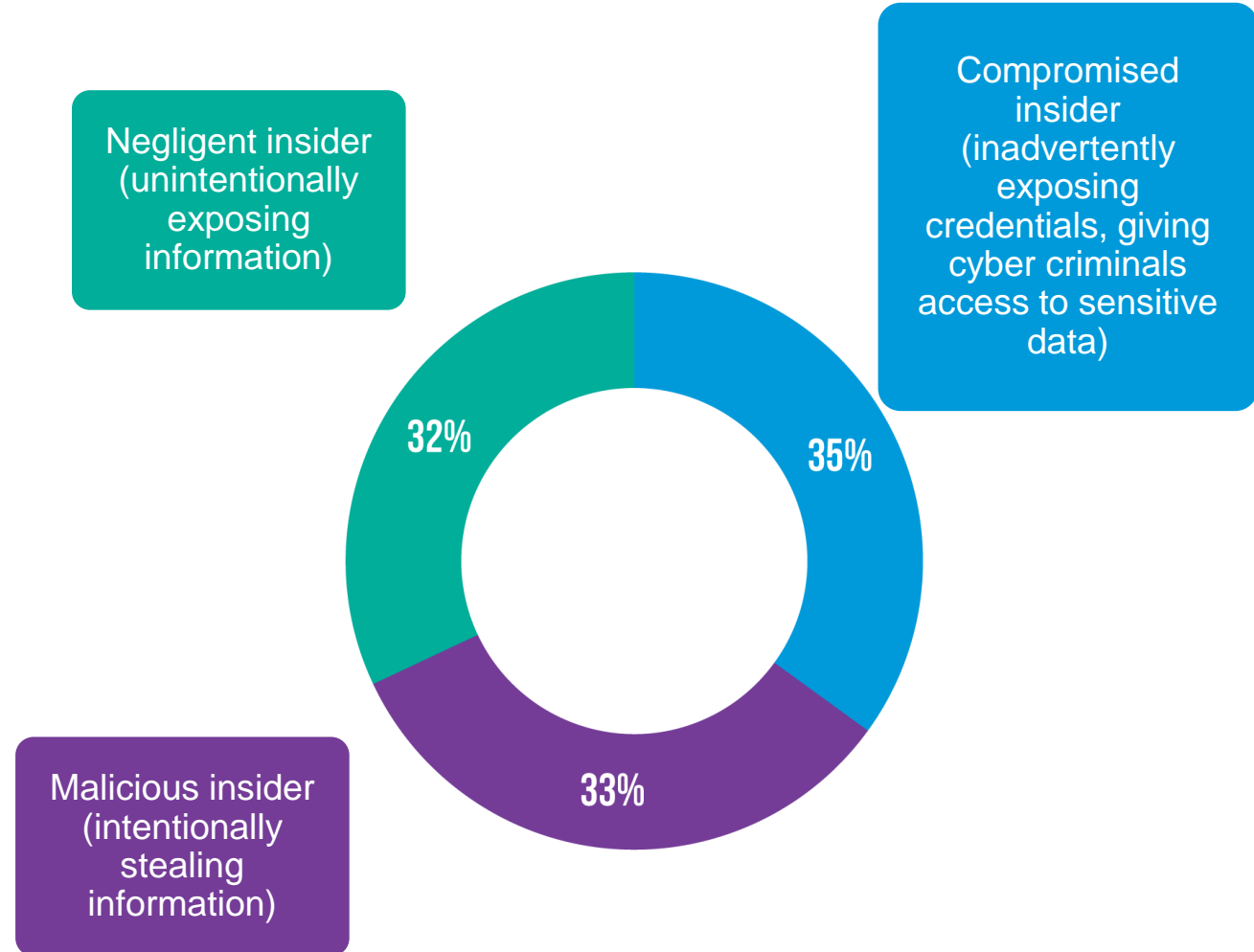
Data Doesn't Walk Away...

Data loss: in what way do you think your employees are most likely to cause a data breach or exposure in your organization in the next 12 months, if at all?

Employees leaving a job present another data protection problem for global CISOs.

Proofpoint research shows that **56% of insider threat incidents are driven by negligence** (Proofpoint “2022 State of the Phish” report).

Even so, with more staff outside the office with greater autonomy over their security hygiene, **compromised, negligent and malicious insiders are of equal concern to global CISOs.**



Ransomware in the spotlight

The frequency and complexity of **ransomware attacks increased by over 150% last year**, making this old threat one of the biggest facing modern businesses.

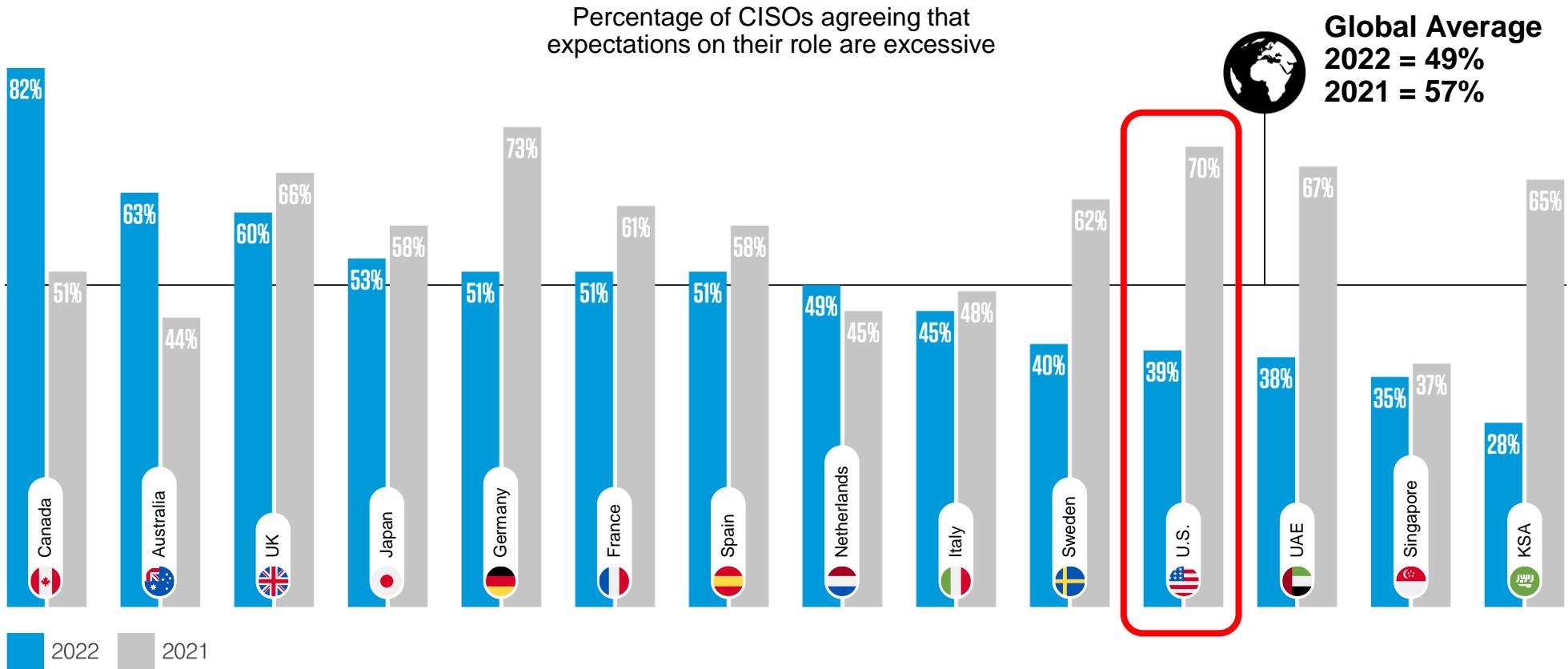
Both the **average ransom amount and the highest demand made by cyber criminals doubled from 2021**.

To make matters worse, paying ransoms is not always the end of the matter; **50% of victims that pay up suffer repeat attacks**.

56% of global CISOs agree that highly publicized ransomware attacks of the last two years have increased awareness of cyber risk among C-level executives.

CISO Role: more challenging and more critical than ever

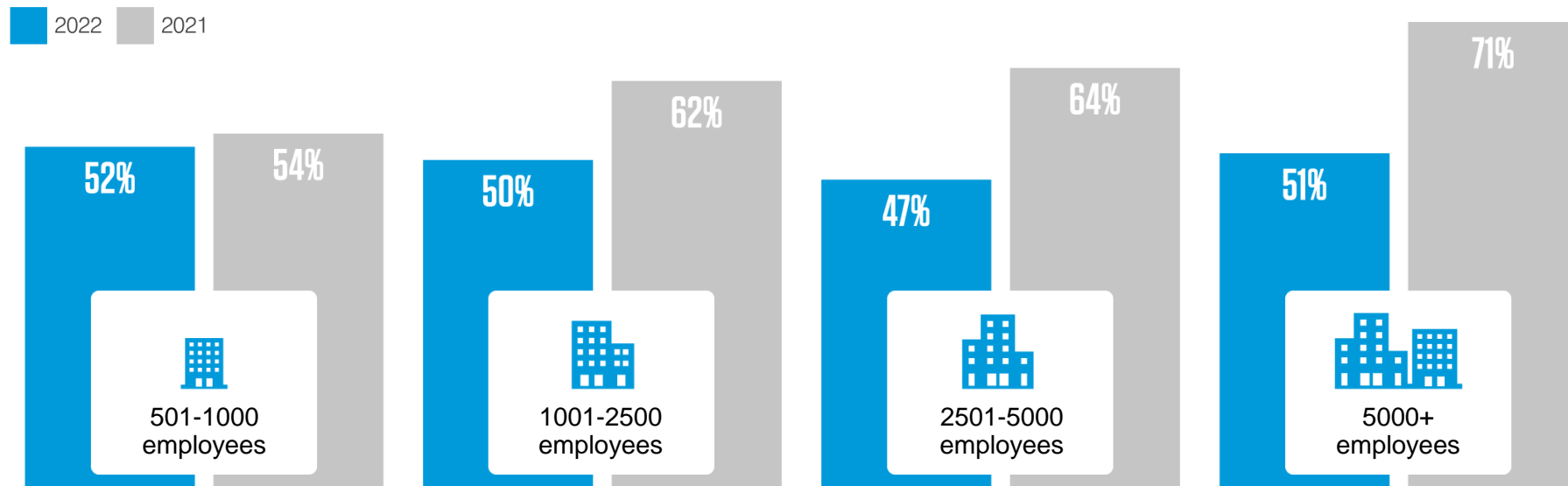
Overall, CISOs across all regions believe that the expectations of their superiors and colleagues are **excessive**. 1 in 2 CISOs feel they face an impossible task.



Lack of Board Buy-In: the CISO View

The **perceived lack of support from the boardroom has increased**. Just over half (51%) of global CISOs agreed that they saw eye to eye with the board on cybersecurity matters in 2022, down from 59% last year.

Percentage of CISOs in agreement that their board sees eye-to-eye with them on the issue of cybersecurity (by company size)



Average Agreement = 51%

Cyber Risk: Top Board Concerns

When it comes to cyber risk, **significant downtime (37%)**, **disruption to operations (36%)** and **impact on business valuation (36%)** were top of mind for board members. Conversely loss of revenue came last.

	Significant downtime	Disruption to operations	Impact on business valuation	Reputational damage	Loss of current customers	Loss in revenue	No greatest concern
Global	37%	36%	36%	35%	35%	33%	1%
U.S.	34%	40%	47%	36%	37%	39%	1%
Canada	39%	33%	40%	39%	41%	34%	3%
UK	42%	33%	48%	37%	35%	29%	0%
France	44%	45%	48%	45%	47%	46%	0%
Germany	42%	26%	40%	30%	38%	29%	5%
Netherlands	29%	31%	21%	39%	31%	23%	0%
Sweden	36%	41%	38%	31%	31%	29%	2%
Italy	35%	33%	26%	36%	36%	28%	0%
Spain	28%	34%	26%	37%	28%	33%	0%
KSA	29%	39%	35%	27%	37%	38%	4%
UAE	45%	33%	39%	31%	30%	39%	2%
Australia	49%	42%	34%	29%	32%	33%	0%
Singapore	36%	33%	29%	31%	33%	32%	1%
Japan	34%	44%	34%	42%	36%	31%	2%

Main Concern
 Second/Third Concerns